











DICK STREEPER'S 2009 CALENDAR OF ROSE CARE

Month	Plant roses	Prune roses	Spray for insects, fungus, mites	Irrigate	Fertilize	Other activities
January	Plant bare-root roses – always with 1 cup of superphosphate and 1/2 cup of sulfate of potash	Prune hybrid teas and old garden roses	Lilly Miller Lime Sulphur Fungicide or wettable powdered sulphur. Remove all foliage before spraying.	New plants every other day for first three weeks	See February for fertilizers at time of bare-root planting.	Rose care seminar, Jan. 24, Casa del Prado, Balboa Park
February	Plant bare-root roses	Prune climbers	Mid-month, begin Ortho Rose Pride (Triforine) weekly for fungus	1 inch per week, minus actual rainfall	1 cup of Milorganite (6-2-0) per plant mid-month	Apply 1 cup of gypsum per plant and 4 to 6 inches of A1Lifelike mulch
March	Plant bare-root roses 	Disbud; remove side buds on hybrid teas and center buds on floribundas	Continue Rose Pride; mid-month, begin Orthenex for thrips; use Water Wand with jet spray for mites. Lilly Miller Lime Sulphur at growing season rate can be substituted to control fungus	1.5 inches, twice a week, through June	1 tablespoon per plant of sulfate of ammonia (21-0-0) weekly; 1 tablespoon per plant of sulfate of potash (0-0-25) on or about March 1	Include MiracleGro with every spray application of pesticides until September to acidify spray and supply micronutrients
April	 Rock & Roll Gene Sasse / Weeks Roses	Disbud; remove all short, twiggy growth as it forms	Continue the March program through September. Apply Ortho Orthenex only to buds showing color and to blooms		1 tablespoon per plant of sulfate of ammonia weekly; 1 tablespoon of fish emulsion in 1 gallon of water every other week through August	Coronado Flower Show April 18
May	Plant canned roses	Disbud	Use Monterey Aillette to control downy mildew if present	 Carefree Spirit Dick Streeper	1 tablespoon per plant of urea every other week through July	California Coastal Rose Society Show, Carlsbad, May 2
June	Plant canned roses 	Disbud		<< Legends Gene Sasse / Weeks Roses		San Diego Rose Society Show, Barona Ranch Resort, June 6
July	Pink Promise >> Star Roses			1.5 inches, three times per week	White Out Star Roses	Start rose cuttings at end of month
August	Plant canned roses	Prune moderately		1.5 inches, three times per week	1 cup of Milorganite per plant	
September	Plant canned roses			1.5 inches, twice a week	1 tablespoon of urea per plant weekly	Cinco de Mayo Weeks Roses
October	Plant canned roses 		Lilly Miller Lime Sulphur Fungicide for rust as needed; cease other spraying	1.5 inches, twice a week	Stop fertilizing until February	East County Rose Show Oct. 10. Remove weeds and fallen leaves
November			Cease all spraying << Imposter Dick Streeper	1 inch per week, minus actual rainfall		Harvest and plant rose seeds. Add gypsum and 4 inches of organic mulch after pruning
December	Plant bare-root roses	Prune floribundas and minis mid-month		Withhold water		<< Shockwave Gene Sasse / Weeks Roses